

JULY 2023 PROGRESS REPORT

The systemic factors driving homelessness are stronger than ever, and forcing more of our community members onto the streets and into shelters every day. The 2020-2025 Community Plan to End Homelessness guides our community's collective work to reverse the current growth in homelessness and bring us closer to our goal of ending homelessness in Santa Clara County. We are forging new partnerships, changing systems, and investing strategically to accomplish meaningful progress, however, we must continue to scale up these effective solutions to reduce overall homelessness in our community. To learn more visit destinationhomesv.org/community-plan

OUR GUIDING STRATEGIES:



STRATEGY 1

Address the root causes of homelessness through system and policy change



STRATEGY 2

Expand homelessness prevention and housing programs to meet the need



STRATEGY 3

Improve quality of life for unsheltered individuals and create healthy neighborhoods for all

OUR PROGRESS TO DATE



11,563

People Housed

2025 goal: 20,000 People Housed



18% Reduction in New Households Becoming Homeless

2025 goal: 30% Reduction

SYSTEM PERFORMANCE



*includes people served via Covid-related Financial Assistance

In 2022,



For every 1 household housed



another 1.7 become homeless

KEY INITIATIVES

BUILDING MORE PERMANENTLY AFFORDABLE HOUSING

Our community is aligning public resources — like the Measure A housing bond, Housing Authority vouchers and San Jose's Measure E transfer tax — and private funds from partners such as Cisco and Apple, to spur 50 deeply affordable and supportive housing developments.



More than **5,000 homes** are open, under construction or in the pipeline

PREVENTING HOMELESSNESS

Launched as a pilot five years ago, a broad public-private partnership has expanded the countywide Homelessness Prevention System to serve more than 2,400 households a year, by providing at-risk households with relatively small amounts of money and key support services.



94% of households remained stably housed while enrolled

DEPLOYING NEW SHELTER MODELS

Local jurisdictions are embracing new emergency and interim shelter models - like modular developments, tiny homes and hotel conversions - to quickly provide dignified shelter for people on their path to permanent housing. Hundreds of additional units are in development.



Shelter options have **grown 35%** since 2020

ENDING FAMILY HOMELESSNESS

In 2021, partners launched the HEADING HOME campaign to end family homelessness. Leveraging federal emergency housing vouchers and other resources, the campaign has enrolled all eligible families with children in a housing program.



More than **900 families** connected to permanent housing

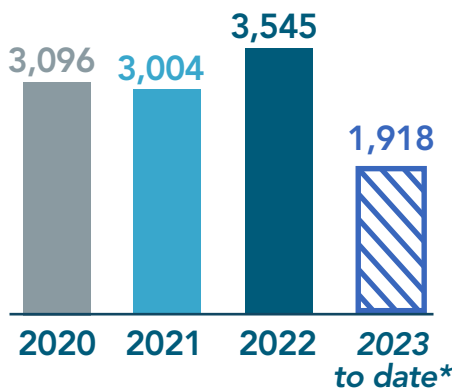
JULY 2023 PROGRESS REPORT



11,563 People Housed

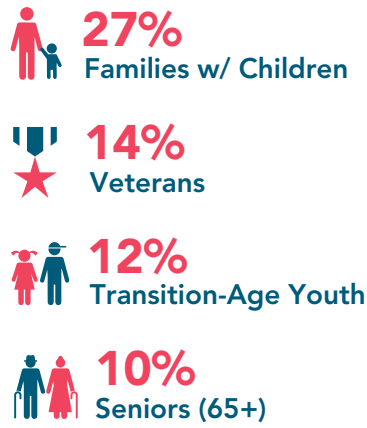
2025 goal: 20,000 People Housed

PEOPLE HOUSED BY YEAR



*January 2023 - June 2023 data

KEY SUB-POPULATIONS



*Based on number of households housed



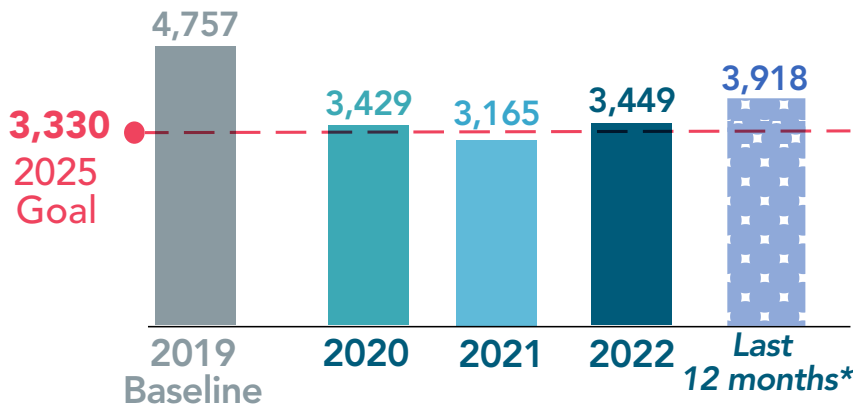
80%
have a
San José
affiliation



18% Reduction in New Households Becoming Homeless

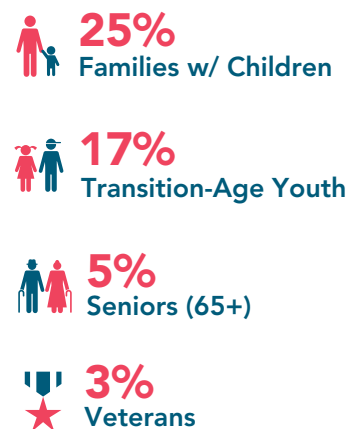
2025 goal: 30% Reduction

NEW HOUSEHOLDS ENTERING HOMELESSNESS BY YEAR



*July 2022 - June 2023 data

WHO IS SEEKING HELP?



JULY 2023 PROGRESS REPORT

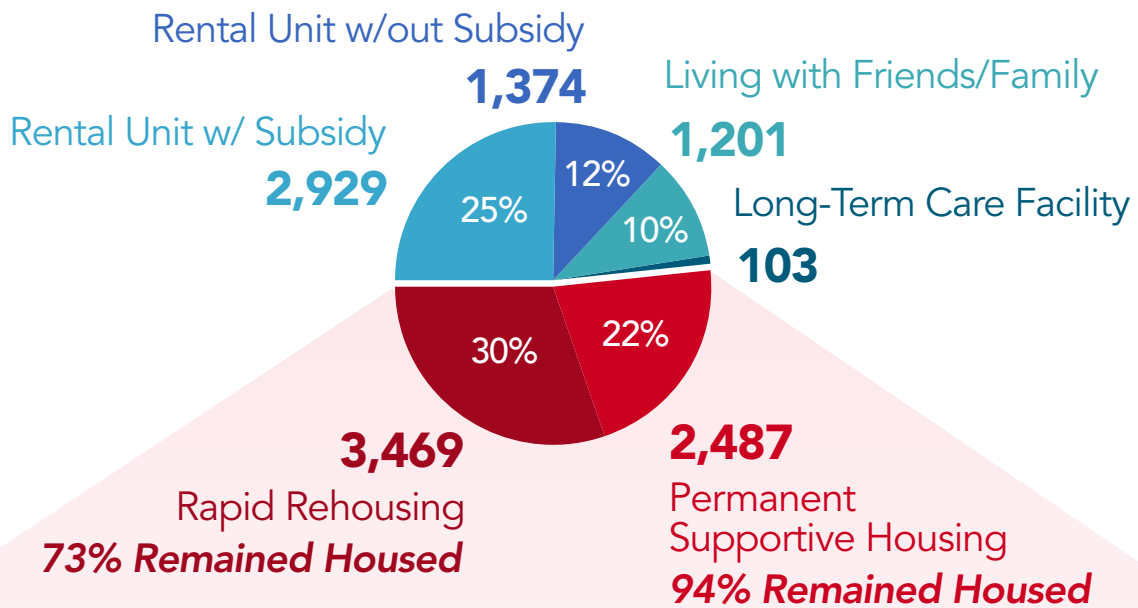


SYSTEM PERFORMANCE

Permanent Housing

PEOPLE ASSISTED

11,563 People Connected to Stable Housing



EXPANDING OUR SYSTEM

Supportive Housing Capacity*

5,573 units/subsidies

↑12% since Jan. 1 2020

1,216 units in the pipeline

*Includes Rapid Rehousing & Permanent Supportive Housing

JULY 2023 PROGRESS REPORT



SYSTEM PERFORMANCE

Temporary Housing & Shelter

PEOPLE ASSISTED

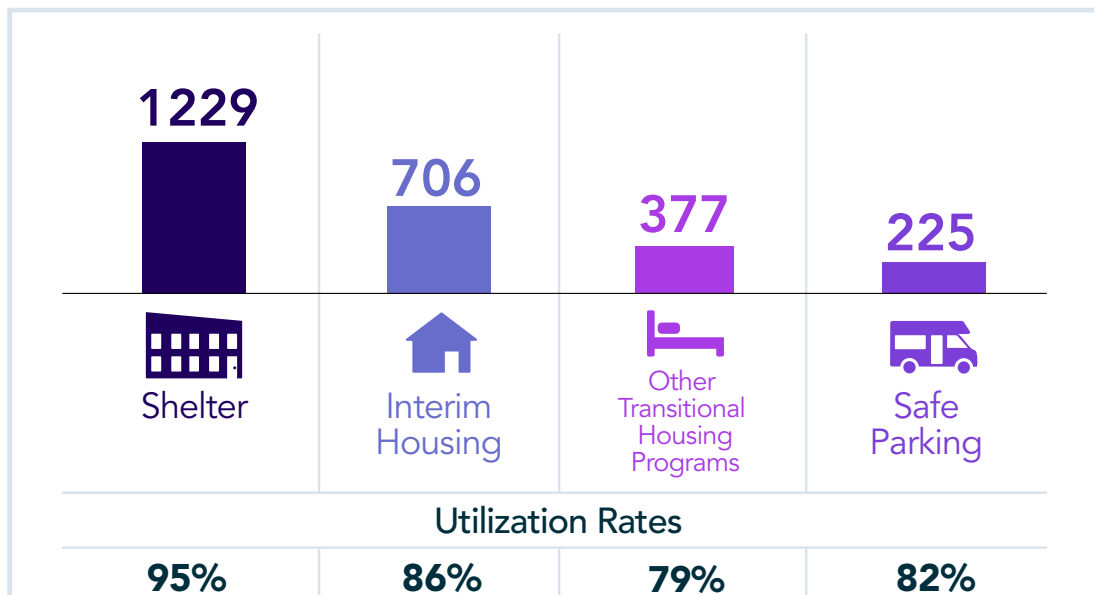
17,426 People Placed in Temporary Housing & Shelter

EXPANDING OUR SYSTEM

Temporary Housing & Shelter Capacity



Breakdown by Type



JULY 2023 PROGRESS REPORT



SYSTEM PERFORMANCE Homelessness Prevention

PEOPLE ASSISTED

25,567 People Received Homelessness Prevention Assistance



94% of families remained stably housed while receiving services.



ONE YEAR LATER

Only 5% of households became homeless.

EXPANDING OUR SYSTEM

Homelessness Prevention Capacity

2,487 households

↑ 61% since Jan. 1 2020

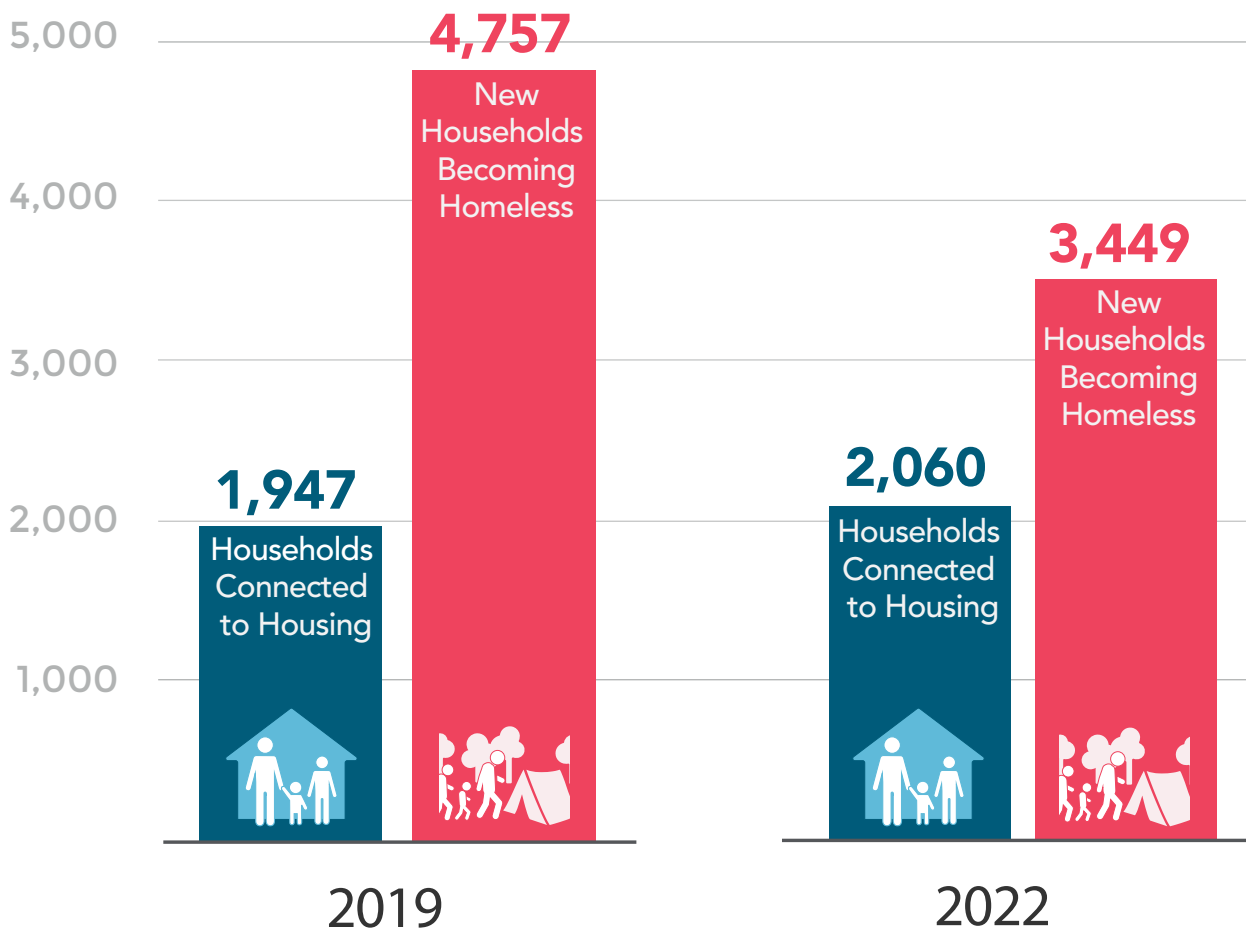
Plans to reach **2,500 households**

*Total people assisted includes those served via temporary COVID-related financial assistance; outcome stats are for ongoing Homelessness Prevention programs only

JULY 2023 PROGRESS REPORT

NARROWING THE GAP TO 'FUNCTIONAL ZERO'

Households Connected to Housing VS New Households Becoming Homeless



For every **1** household housed, another **2.5** became homeless

For every **1** household housed, another **1.7** became homeless